


















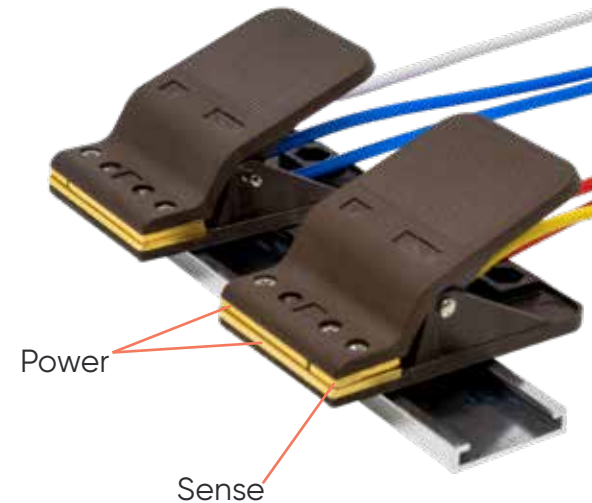


Battery holder connection guide.

Cell		Battery holder		VMP3/VMP-300	
+	Power	Red 	WE/CA2 - P1	Red 	
	Sense	Other colors  	ref1 - S1	Light red 	
Ref	Ref	White 	RE/ref2 - S2	White 	
-	Sense		ref3 - S3	Light blue 	
	Power	Blue 	CE/CA1 - P2	Blue 	

Cell		Battery holder		BCS-800 series	
+	Power	Red 	P+	Red 	
	Sense	Other colors  	S+	Light red 	
-	Power	Blue 	P-	Blue 	
	Sense	White 	S-	Light blue 	

PBH-125/150


Please ensure you align each battery pole on both the power and the sense pads.